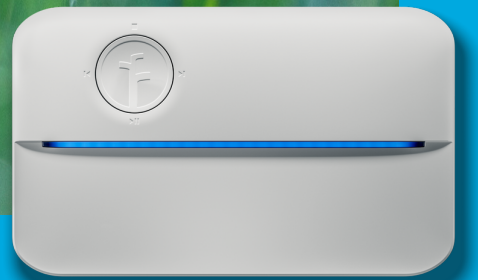




Rachio 3

Smart Sprinkler Controller

Review Guide December 2022





Connect Outside with Rachio

Rachio 3 is a connected smart sprinkler controller that changes the yard care game, leveraging smart home technology and Weather Intelligence™ to water smarter.

With an easy-to-install sprinkler controller, simple mobile app setup, and automated weather and lawn/plant type intelligence, Rachio delivers the right amount of water, to the right areas of a yard, and at the right time to help lawns and plants thrive.



Key Benefits

Water the right way for your yard

Easily set up different zones and schedules based on plant type, location, soil, sun exposure, shade areas, and slope.



Yard-specific smarts

Rachio uses hyper-local weather data, as well as plant science, to deliver the right amount of water for your specific plants and yard features.



Smart scheduling adjustment

Automatically adjusts for changes in weather and seasons - monitoring for rain, wind, and extreme temperatures to ensure a yard receives as much or as little water as it needs.



Simple setup

A simple app walkthrough lets you replace your existing controller with a Rachio in around 30 minutes or less - no experience needed.



For yard novices & pros

With three kinds of smart watering schedules, you can choose the right schedule for your yard, the zones within it, and how automated you want the system to operate.



Great for the planet - and your wallet

Save up to 50% of outdoor water usage, contributing to the nearly 65 billion gallons and counting of total water saved by Rachio users.



1

Remove your old controller and mount the Rachio 3 in its place - Rachio can replace any existing controllers.

2

Download the free Rachio app from the Apple App Store or Google Play.

3

Follow the simple app instructions to connect your new Rachio controller to your WiFi network.

4

Name and photograph each of your watering zones - up to 4, 8, or 16 zones, depending on Rachio model.

5

Receive customized recommendations from Rachio on the right watering schedule for your plants and yard.

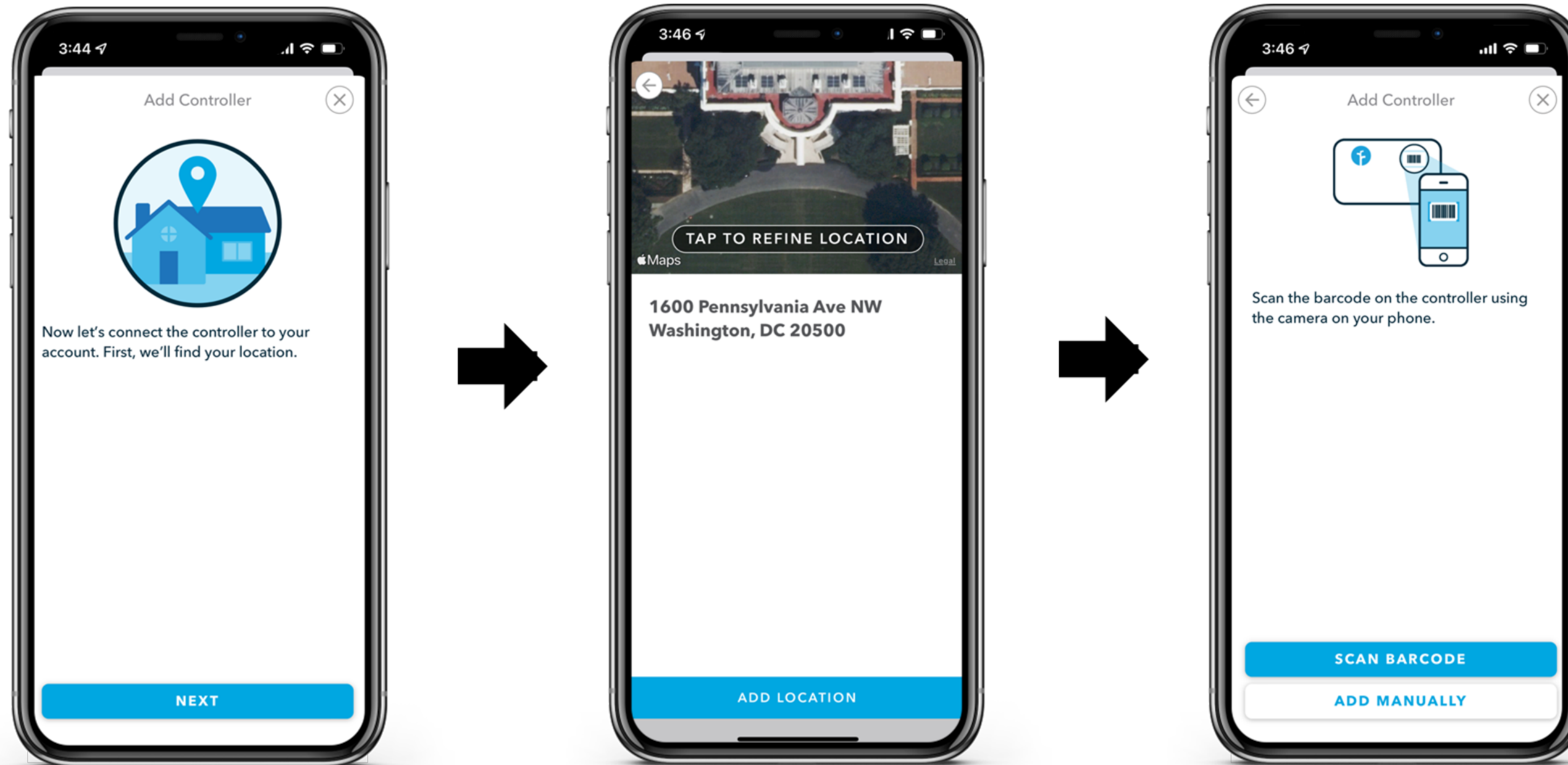
6

Set a schedule specific to your plants and yard based on those recommendations.



Connecting Your Rachio

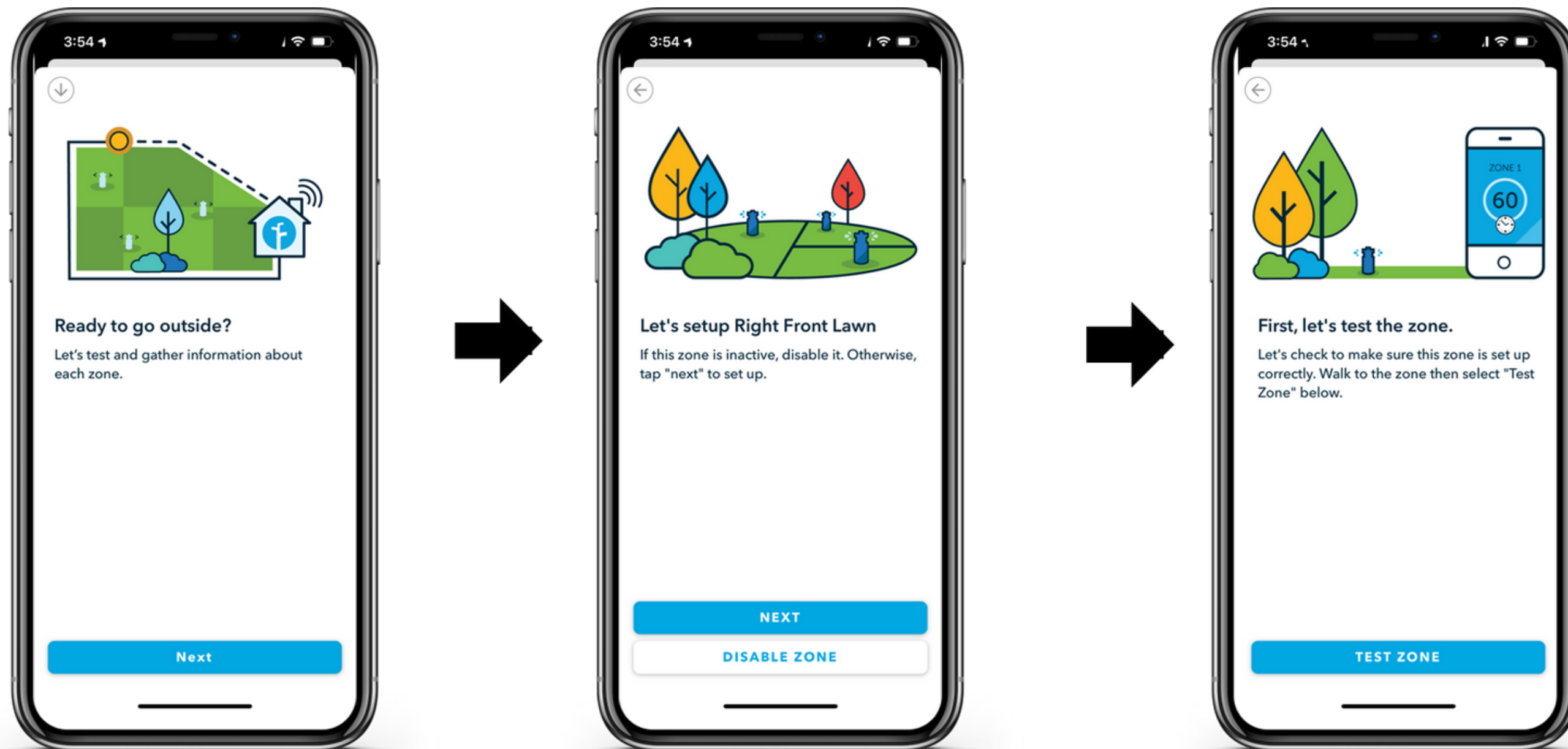
Rachio walks you through setup of your location, as well as your controller.





Setting Up Your Zones

Once your Rachio controller is connected, your zones can quickly be set up and tested. Users can name each zone and even add photos of their zones to more easily identify.

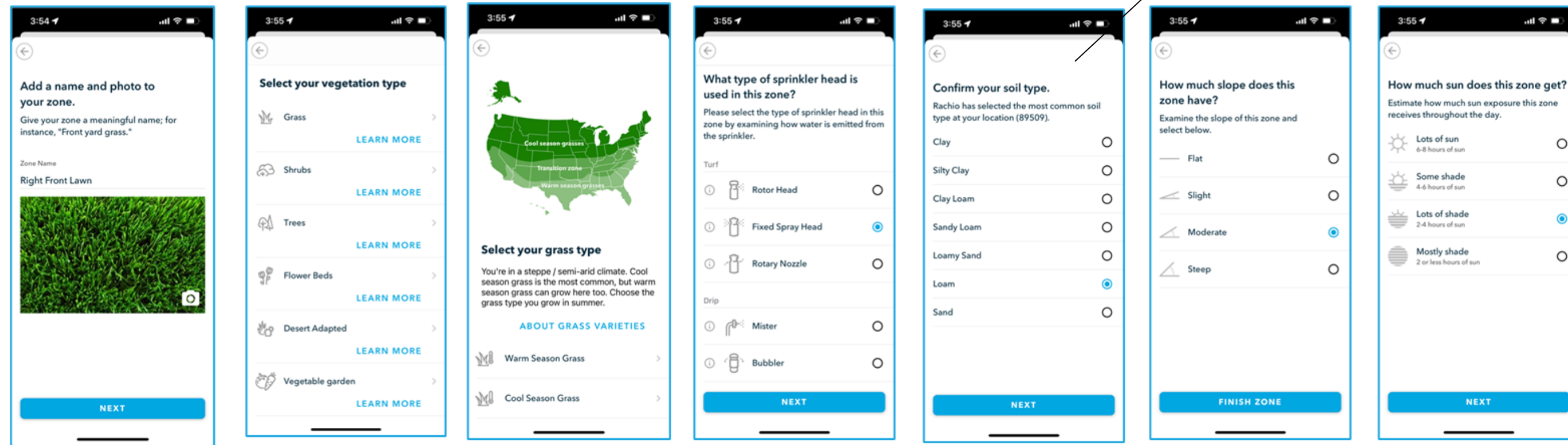


Easy Zone Customization



From identifying soil type to sprinkler heads, Rachio is there to guide you every step of the way.

Rachio makes a soil recommendation based on your location.



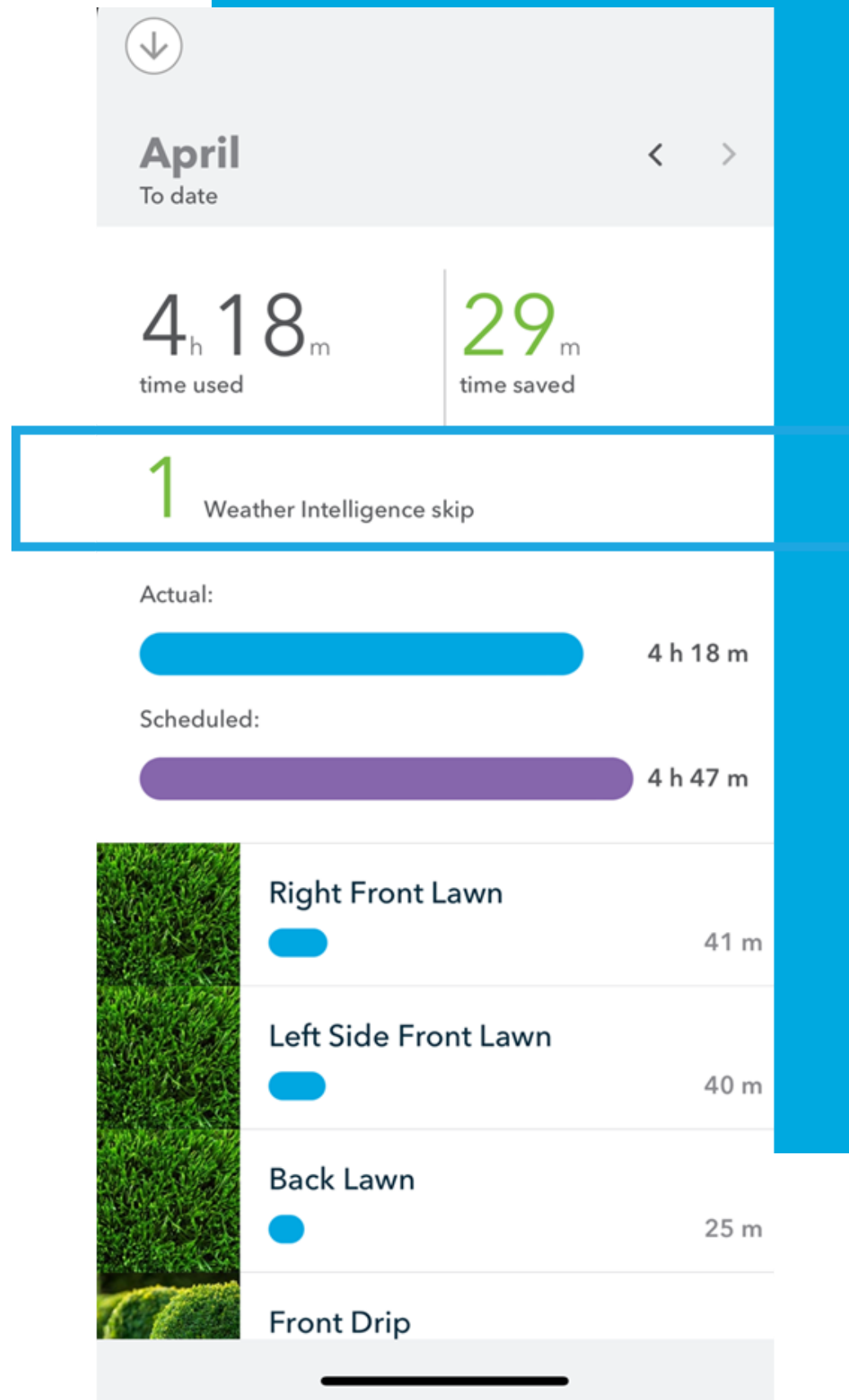
Zone setup complete!
You have successfully set up your zone.

Name -> Vegetation Type -> Sprinkler Head -> Soil -> Slope -> Sun ->
DONE!



Rachio 3 Features

Weather Intelligence™



Rachio's Weather Intelligence™ automatically adjusts for changes in weather and seasons, watering just the right amount. If rain, freeze or wind are expected, Rachio may skip a scheduled watering session.


Hyperlocal weather accuracy - down to tens of feet - ensures Rachio can accurately predict the weather in any given yard. It will even update watering schedule durations on a monthly basis to offset seasonal weather changes. Rachio users can always opt to add a little more water to their schedule by starting a Quick Run.

Smart Scheduling Flexibility

Rachio offers 3 schedule types to best fit any individual's needs.

Create Schedule X


Which schedule is best for your yard?

 **Fixed**

Customized and Consistent

Good for gardens, new sod, or areas with strict watering restrictions. Weather Intelligence can be added to save water.


Predictable Savings

 **Flex Monthly**

Smart and Predictable

Watering frequency and duration automatically update every month to adjust for seasonal changes.

Predictable Savings

 **Flex Daily**

Expert Watering

Zones are watered independently based on weather and zone settings. Watering frequency changes dynamically from day to day. Requires advanced zone configuration.

Predictable Savings

FIXED - CONSISTENT

Good for gardens, new sod, or areas with strict watering needs.

FLEX - FLEXIBLE, YET PREDICTABLE

Watering frequency and duration automatically updates each month to adjust for seasonal changes.

FLEX DAILY - EXPERT WATERING

Zones are watered independently based on weather and zone settings, changing dynamically day-to-day.

Quick run

Quick Run is the “remote control” function for your irrigation system to supplement watering between scheduled watering cycles.

Quick Run is helpful when testing your system for maintenance, turning the system back on after winter, or giving new seedlings a spritz of water if it's hot outside.

When you press the Quick Run button, a screen appears with a zone or schedule selection.

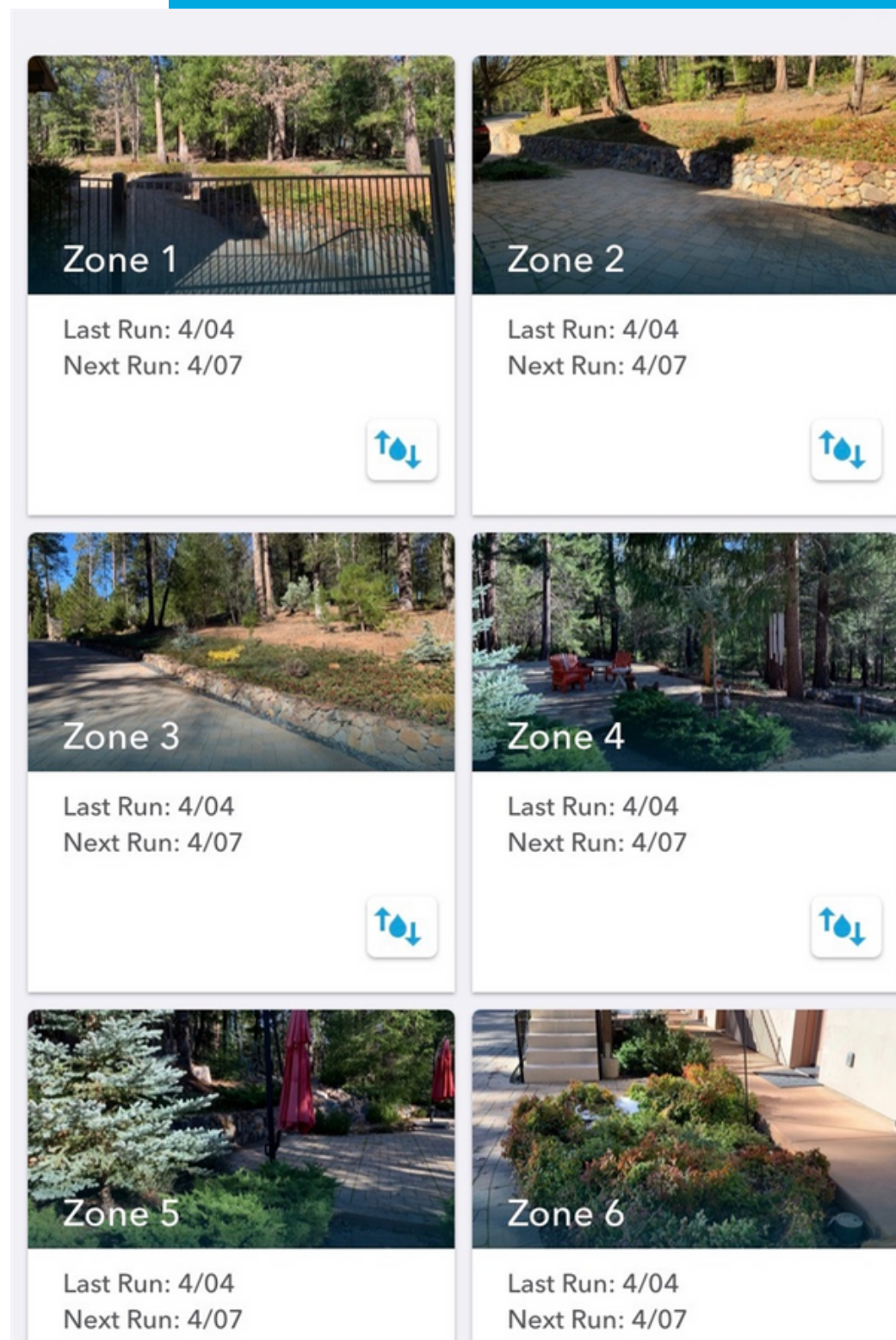
Select the zones you would like to water, hit next, set the run time, and press “Run” to start. To stop the watering press the stop button.



QUICK RUN:

- Irrigation Remote Control
- Allows to select multiple zones
- Minute and Hour dial for on-demand watering needs

Zone-by-Zone Detail



Based on vegetation, water delivery, soil type, sun exposure and slope, zones are optimized to best care for each individual zone / growing environment.

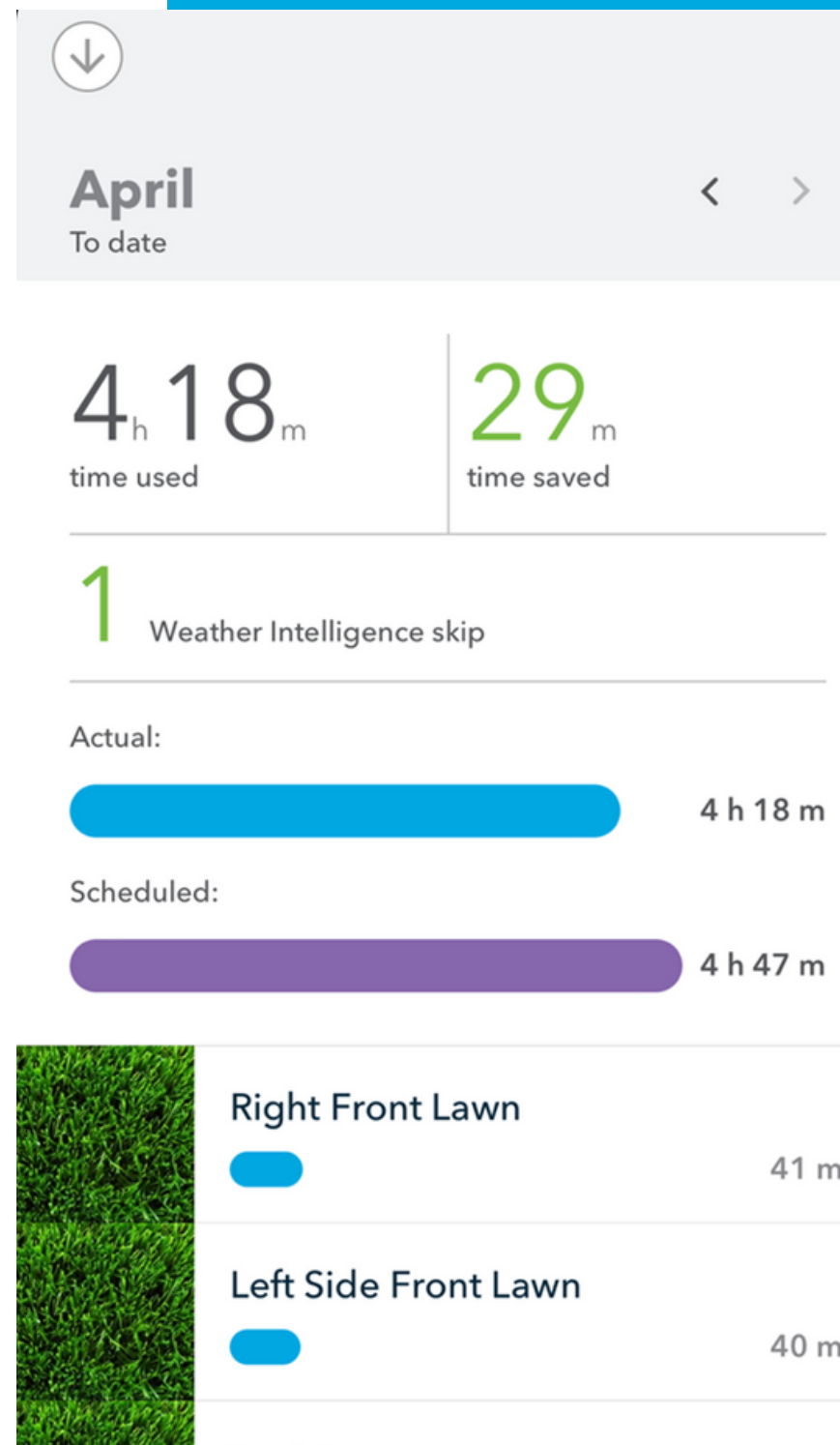
Owners can run any zone in seconds with Quick Run or create distinct schedules for each individual zone.

The Rachio 3 comes in multiple models – from 4-, 8- and 16-zone options to specialized 6-zone options* for more specific needs.

*6-zone options available at select, individual retailers.

Water Usage Insights

Rachio 3 gives owners real-time insights into water usage, including:



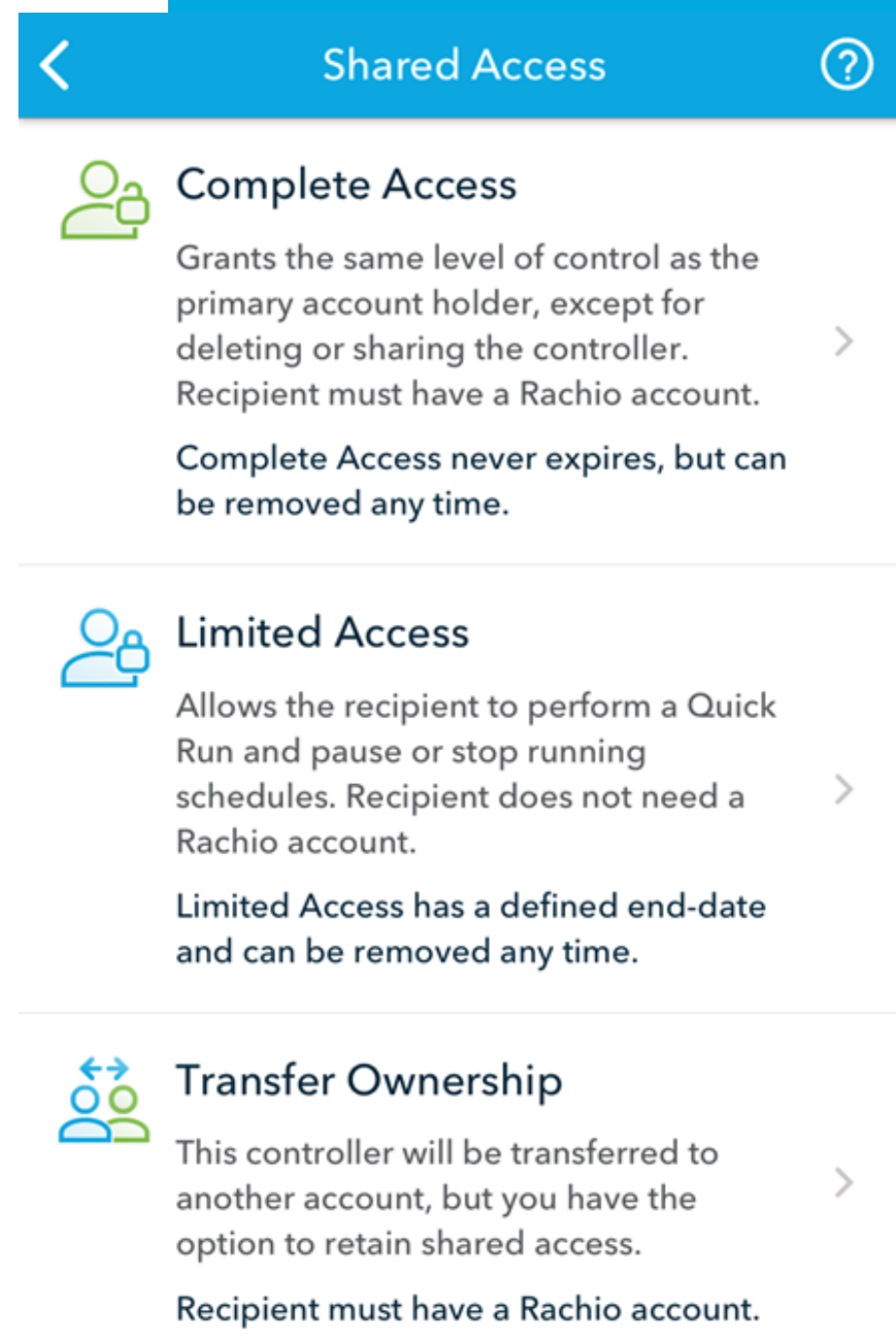
How many watering skips, as dictated by Weather Intelligence™, have happened in any given month.

Actual water usage, versus scheduled.

A by-zone and by-day breakdown of water usage.

Complete Access

Rachio allows users 3 options for sharing access to their Rachio controller:



COMPLETE ACCESS

Great for trusted family members, property managers, landscapers, etc.

LIMITED ACCESS

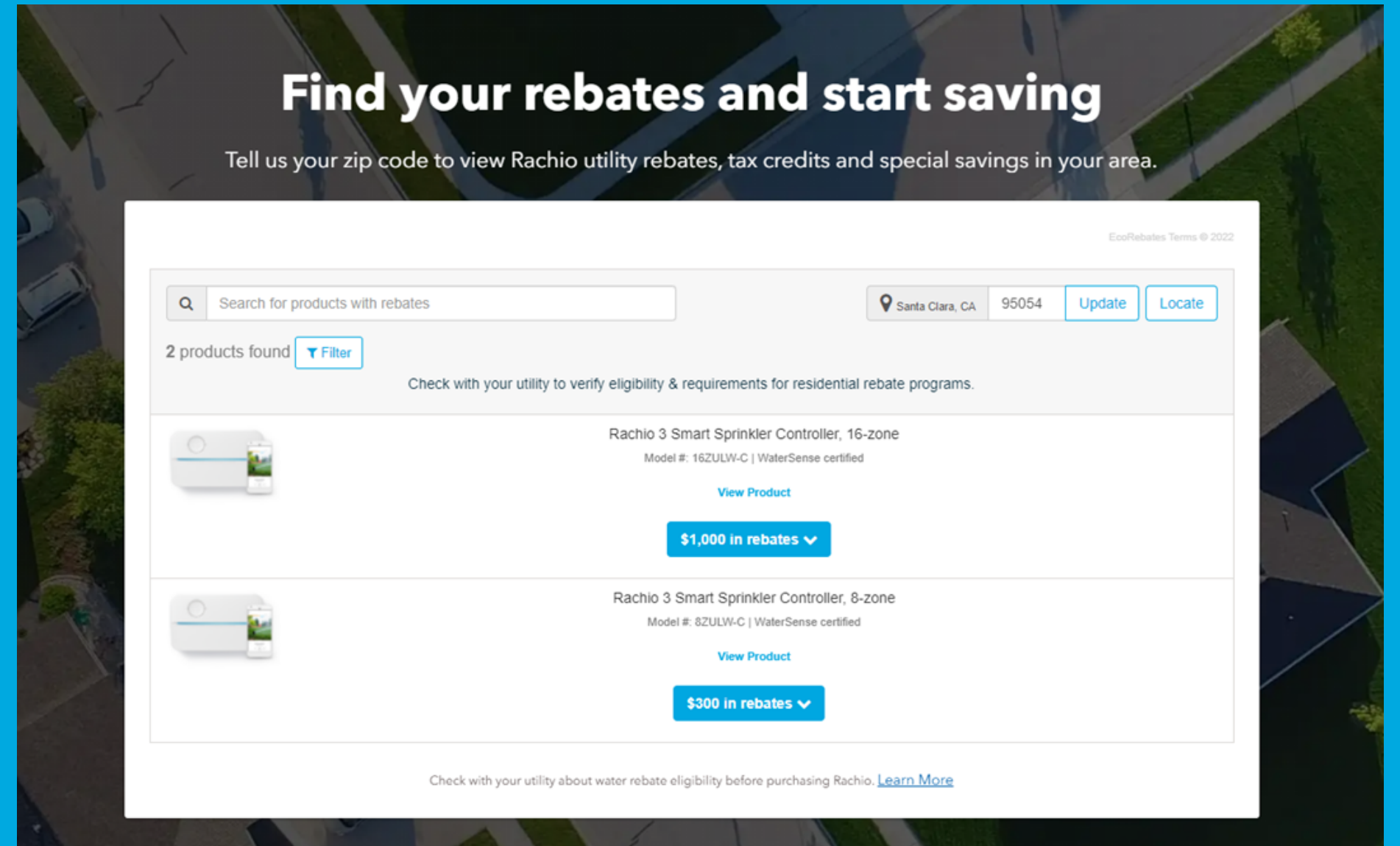
Great for sprinkler startups, sprinkler blowouts and winterization, or other service calls.

TRANSFER OWNERSHIP

Great if you recently moved into a home with an existing Rachio controller or purchased a used Rachio.

Rebates Program

Explore Rachio.com/rebates/ for available utility rebates, tax credits, and special savings in your area.



A scenic garden background featuring a blue arched shed on the right, a green hedge in the middle ground, and various flowering bushes in the foreground. The scene is set in a lush, green environment with trees in the background.

About the Company

CONNECT OUTSIDE




Pioneering the smart irrigation category in 2014, Rachio is a mission-driven B Corp that leverages smart technology to save billions of gallons of water from being wasted.

With a laser focus on sustainable water usage and simple, automated yard management, Rachio users can focus on what's most important: connecting outside.

The team continues to drive innovation in the category with new features that offer Rachio users the chance to further personalize yard care while automatically factoring in additional weather data and landscape details.

Every owner in Rachio's growing community has one thing in common - they want to do their share of good while doing what's right for their yard.



Rachio controllers are designed and proven to water at least 20% more efficiently than traditional sprinkler controllers. Most users can reduce their outdoor watering usage by 20-50%.

Rachio's smart sprinkler controllers have earned the EPA WaterSense label as a result of proven water savings.

Better for yards and the planet

Rachio users have collectively saved nearly 65 billion gallons of water – and counting.

Rachio is a certified B Corp, meeting the highest standards of verified social and environmental performance, transparency, and accountability.





For more information
on Rachio:



[Spec Sheet](#)



[Images](#)



media@rachio.com



rachio.com